WINSTONE MOTION
PRECISION LINEAR MOTION



PRECISION LINEAR MOTION

MODEL & DIMENSION CATALOGUE

Winstone Industrial Tech Co., Ltd.

info@winstoneglobal.com | +86 158 6784 1246
www.winstonemotion.com

Motion components, clearly specified



01 Linear bearings 03-05

02 Linear guides & blocks 06

03 Screw-support bearing components 07

04 Precision shafts 07

05 Manual positioning platforms 08

06 Cable guidance & lubrication 09

Dimensions are in mm unless stated otherwise. Reference model tables support dimensional comparison; use the selected configuration drawing for mounting, tolerances and operating limits.

MODEL TABLES / APPLICATIONS / CONTACT

01 Metric linear bushings



LM | Standard

Model	d	D	L
LM3	3	7	10
LM4	4	8	12
LM5UU	5	10	15
LM6UU	6	12	19
LM8UU	8	15	24
LM10UU	10	19	29
LM12UU	12	21	30
LM13UU	13	23	32
LM16UU	16	28	37
LM20UU	20	32	42
LM25UU	25	40	59
LM30UU	30	45	64
LM35UU	35	52	70
LM40UU	40	60	80
LM50UU	50	80	100
LM60UU	60	90	110

LM-L | Extended

Model	d	D	L
LM4LUU	4	8	23
LM5LUU	5	10	28
LM6LUU	6	12	35
LM8LUU	8	15	45
LM10LUU	10	19	55
LM12LUU	12	21	57
LM13LUU	13	23	61
LM16LUU	16	28	70
LM20LUU	20	32	80
LM25LUU	25	40	112
LM30LUU	30	45	123
LM35LUU	35	52	135
LM50LUU	50	80	192
LM60LUU	60	90	209

KH | Compact

Model	d	D	L
KH0622PP	6	12	22
KH0824PP	8	15	24
KH1026PP	10	17	26
KH1228PP	12	19	28
KH1428PP	14	21	28
KH1630PP	16	24	30
KH2030PP	20	28	30
KH2540PP	25	35	40
KH3050PP	30	40	50
KH4060PP	40	52	60
KH5070PP	50	62	70

Dimensions in mm. Use a matched precision shaft; check housing fits and lubrication.

01 Flanged linear bushings



LMF | Round flange

Model	d	D	L
LMF6UU	6	12	19
LMF8UU	8	15	24
LMF10UU	10	19	29
LMF12UU	12	21	30
LMF13UU	13	23	32
LMF16UU	16	28	37
LMF20UU	20	32	42
LMF25UU	25	40	59
LMF30UU	30	45	64
LMF35UU	35	52	70
LMF40UU	40	60	80
LMF50UU	50	80	100
LMF60UU	60	90	110
LMF80UU	80	120	140
LMF100UU	100	150	175

LMK | Square flange

Model	d	D	L
LMK6UU	6	12	19
LMK8UU	8	15	24
LMK10UU	10	19	29
LMK12UU	12	21	30
LMK13UU	13	23	32
LMK16UU	16	28	37
LMK20UU	20	32	42
LMK25UU	25	40	59
LMK30UU	30	45	64
LMK35UU	35	52	70
LMK40UU	40	60	80
LMK50UU	50	80	100
LMK60UU	60	90	110
LMK80UU	80	120	140
LMK100UU	100	150	175

LMH | Oval flange

Model	d	D	L
LMH6UU	6	12	19
LMH8UU	8	15	24
LMH10UU	10	19	29
LMH12UU	12	21	30
LMH13UU	13	23	32
LMH16UU	16	28	37
LMH20UU	20	32	42
LMH25UU	25	40	59
LMH30UU	30	45	64
LMH35UU	35	52	70
LMH40UU	40	60	80
LMH50UU	50	80	100

d / D / L describe bore, sleeve diameter and overall length, not flange size. Check the flange mounting drawing.

01 Inch & locating formats



LMB | Inch series

Model	d	D	L
LMB04UU	6.35	12.7	19.05
LMB06UU	9.525	15.875	22.225
LMB08UU	12.7	22.225	31.75
LMB10UU	15.875	28.575	38.1
LMB12UU	19.05	31.75	41.275
LMB16UU	25.4	39.688	57.15
LMB20UU	31.75	50.8	66.675
LMB24UU	38.1	60.325	76.2
LMB32UU	50.8	76.2	101.6

LMB-OP | Open type

Model	d	D	L
LMB08UUOP	12.7	22.225	31.75
LMB10UUOP	15.875	28.575	38.1
LMB12UUOP	19.05	31.75	41.275
LMB16UUOP	25.4	39.688	57.15
LMB20UUOP	31.75	50.8	66.675
LMB24UUOP	38.1	60.325	76.2
LMB32UUOP	50.8	76.2	101.6

LMFP | Pilot flange

Model	d	D	L
LMFP6UU	6	12	19
LMFP8UU	8	15	24
LMFP10UU	10	19	29
LMFP12UU	12	21	30
LMFP13UU	13	23	32
LMFP16UU	16	28	37
LMFP20UU	20	32	42
LMFP25UU	25	40	59
LMFP30UU	30	45	64
LMFP35UU	35	52	70
LMFP40UU	40	60	80
LMFP50UU	50	80	100
LMFP60UU	60	90	110

Inch-series dimensions are shown in mm without rounding to nominal metric shaft sizes. Open bushings require compatible supported shafts.

02 Profile rails & carriage formats



C / LC | Flanged blocks

Reference model	H	W	L
LMG15C	24	47	58.2
LMG20C	30	63	75
LMG20LC	30	63	89.4
LMG25C	36	70	83.6
LMG25LC	36	70	102.6
LMG30C	42	90	98
LMG30LC	42	90	120.2
LMG35C	48	100	111.2
LMG35LC	48	100	136.6
LMG45C	60	120	137.8
LMG45LC	60	120	169.5

H / LH | Square blocks

Reference model	H	W	L
LMG15H	28	34	58.2
LMG15LH	28	34	72.6
LMG20H	30	44	75
LMG20LH	30	44	89.4
LMG25H	40	48	83.6
LMG25LH	40	48	102.6
LMG30H	45	60	98
LMG30LH	45	60	120.2
LMG35H	55	70	111.2
LMG35LH	55	70	136.6
LMG45H	70	86	137.8
LMG45LH	70	86	169.5

Dimensions in mm. Reference dimensional series; order rails and blocks as a matched set. Mounting drawings govern interchangeability.

03 / 04 Support bearings & precision shafts





70 series | Angular contact

Basic model	d	D	B
7000	10	26	8
7001	12	28	8
7002	15	32	9
7003	17	35	10
7004	20	42	12
7005	25	47	12
7006	30	55	13
7007	35	62	14
7008	40	68	15
7009	45	75	16
7010	50	80	16
7011	55	90	18
7012	60	95	18
7013	65	100	18
7014	70	110	20
7015	75	115	20
7016	80	125	22
7017	85	130	22

72 series | Angular contact

Basic model	d	D	B
7200	10	30	9
7201	12	32	10
7202	15	35	11
7203	17	40	12
7204	20	47	14
7205	25	52	15
7206	30	62	16
7207	35	72	17
7208	40	80	18
7209	45	85	19
7210	50	90	20
7211	55	100	21

Diameter specification

Size ref.	Dia.	Length	Form
D6	6	To dwg	Solid
D8	8	To dwg	Solid
D10	10	To dwg	Solid
D12	12	To dwg	Solid
D16	16	To dwg	Solid
D20	20	To dwg	Solid
D25	25	To dwg	Solid
D30	30	To dwg	Solid
D35	35	To dwg	Solid
D40	40	To dwg	Solid
D50	50	To dwg	Solid
D60	60	To dwg	Solid

Basic model dimensions only. Contact angle, preload, accuracy class and pairing must match the axis design; a single bearing is not a complete support unit. D6 etc. are diameter references, not manufacturer model codes. Diameter range 3-150 mm; length and end geometry are defined by the application drawing. Specify material, hardness, finish and straightness.

05 Manual positioning platforms



40 mm platform | 13 mm travel

Reference model	Travel	Table	Scale um
MSLB13-40-C	13	40 x 40	10
MSLB13-40-CZ	13	40 x 40	10
MSLB13-40-L	13	40 x 40	10
MSLB13-40-LZ	13	40 x 40	10
MSLB13-40-R	13	40 x 40	10
MSLB13-40-RZ	13	40 x 40	10
MSLB240-C	13	40 x 40	10
MSLB240-L	13	40 x 40	10
MSLB240-R	13	40 x 40	10
MSLB340-C	13	40 x 40	10
MSLB340-L	13	40 x 40	10
MSLB340-R	13	40 x 40	10

65 mm platform | 25 mm travel

Reference model	Travel	Table	Scale um
MSLB25-65-C	25	65 x 65	10
MSLB25-65-CZ	25	65 x 65	10
MSLB25-65-L	25	65 x 65	10
MSLB25-65-LZ	25	65 x 65	10
MSLB25-65-R	25	65 x 65	10
MSLB25-65-RZ	25	65 x 65	10
MSLB265-C	25	65 x 65	10
MSLB265-L	25	65 x 65	10
MSLB265-R	25	65 x 65	10
MSLB365-C	25	65 x 65	10
MSLB365-L	25	65 x 65	10
MSLB365-R	25	65 x 65	10

Stainless-steel bodies. C / L / R: center / left / right drive; Z: vertical single axis; 2 / 3: two / three axes. A 10 um micrometer scale is not positioning accuracy.

06 Cable guidance & lubrication



Polymer cable carriers

Size reference	Inner H	Inner W
7x7	7	7
10x20	10	20
15x30	15	30
20x60	20	60
25x38	25	38
25x57	25	57
45x100	45	100

GR end-lubrication module

Compatible series	Dimension P
LMG15 / GQ15	10
LMG20 / GQ20	10
LMG25 / GQ25	10
LMG30	18
LMG35	18
LMG45	18
LMG55	18

Cable carrier size means inner height x inner width, mm; select bend radius and fill clearance for the cable. GR dimension P is series-specific; check its installation drawing.

Built around machine motion



Automation & packaging

Round-shaft guidance, repeatable stops and cable routing.

Machine tools & inspection

Matched profile guides, support bearings and precision shafts.

Electronics & optical alignment

Compact bushings and manual multi-axis positioning.

Precision in every movement



WINSTONE MOTION

Every machine starts with a movement: a carriage travelling along a rail, a shaft guiding a bearing, or a platform bringing a part into position. WINSTONE MOTION is built around a simple idea: precision begins with attention to these details.

Our focus is linear motion - the guidance, support and positioning that connect components into a working axis. From dimensions and interfaces to the needs of the application, we value clarity, practical engineering and thoughtful coordination.

For automation, machine tools, electronics and inspection, our ambition is consistent: help turn motion requirements into well-considered component choices, so every movement has a clear purpose.

GUIDANCE / SUPPORT / POSITIONING

Geometry. Fit. Motion.



Shaft straightness, bearing fits and mounting datums are essential to a well-aligned axis.



LET US DISCUSS YOUR NEXT AXIS

WINSTONE MOTION

Winstone Industrial Tech Co., Ltd.

Email: info@winstoneglobal.com

WhatsApp: +86 158 6784 1246

Website: www.winstonemotion.com

Room 35A04, Tower A, Ningbo Center,
Yinzhou District, Ningbo, Zhejiang, China